

# TOOL FOR TEFLON MEMBRANE W 15

**ART. NO. 860255**

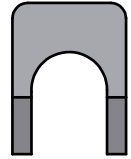
## GENERAL



KEOFITT has the widest selection of spare parts and accessories to complete your sampling system



Tool for replacing PTFE membrane - for further instructions please refer to the back of this datasheet



## FEATURES



To be used with W15 valve heads with PTFE membrane

## CERTIFICATION

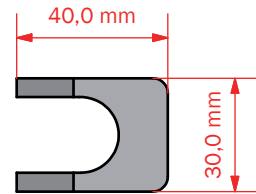
## TECHNICAL DATA

### Material (product contact)

-

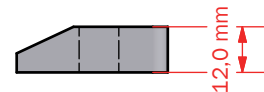
### Material (without product contact)

· Steel parts                      Aluminum EN 6061



### Pressure & Temperature

· Pressure                      -  
· Temperature                      -

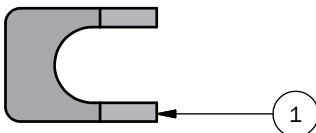


### Net Weight

· Kg/lbs                      0,021 kg /0,05 lbs

### Spareparts

-



## PART LIST

| ITEM | QTY | PART NUMBER | TITLE                         | MATERIAL      |
|------|-----|-------------|-------------------------------|---------------|
| 1    | 1   | 860255      | TOOL FOR TEFLON MEMBRANE W 15 | Aluminum-6061 |

## INSTRUCTIONS ON REPLACING PTFE MEMBRANE

1. Open valve.
2. Remove the valve head from the valve body.
3. Push the membrane upwards until the tool for membrane fits under it.
4. Insert tool for membrane, between the membrane and the bushing.
5. Close valve head.
6. Now the membrane is loosened from the valve head and can be replaced.

To attach new membrane to valve head.

7. Set the valve head to closed position.
8. Place the new membrane on valve head.
9. Mount the membrane bushing with the new Teflon membrane by pressing the membrane with your hand until it clicks.
10. Set the valve head in open position.
11. Insert the valve head into the valve body.
12. Close valve head.

### IMPORTANT

- Once the membrane has been removed from the valve head the click system in the membrane might be damaged. Therefore the membrane might be unsafe for further use and it is recommended not to use the membrane again.
- Do not use hammer or other tool that might scratch the surface of the membrane.



| Tool nr. | Type of valve    |
|----------|------------------|
| 300255   | I40, I52 and W15 |
| 400255   | M4               |
| 600255   | W9               |
| 870255   | W25              |