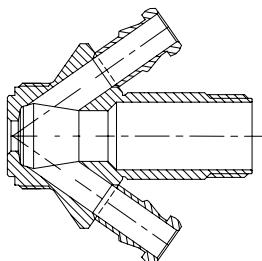
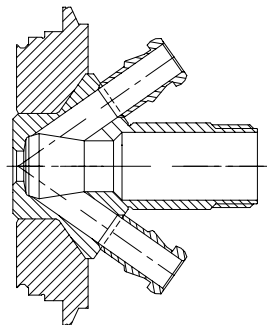


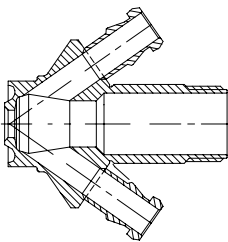
Valve body Type S
Item no.: 850031



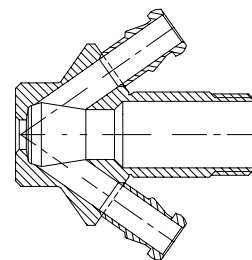
Valve body Type V
Item no.: 850009



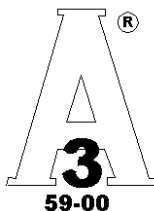
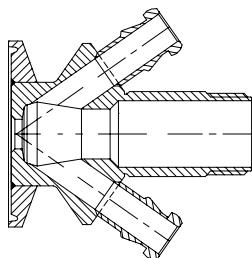
Valve body Type P
Item no.: 850011



Valve body Type T
Item no.: 850001



Valve body Type C
Item no.: 850021



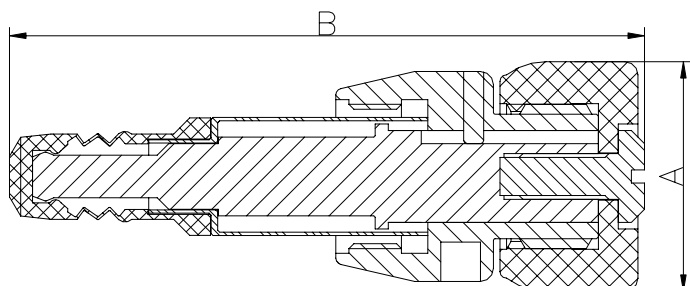
Available with:
Silicone membrane
Item no.: 600051
See 600041



EPDM membrane
Item no.: 600052
See 600041



PTFE membrane
Item no.: 850055



Where to use :	W9 valve bodies	
How to use:	Manually operated	
Installation:	Screwed in Valve body	
Material:		
Steel Parts:	AISI 304 / 316 / 316L(1.4404)	
Membrane	FDA approved PTFE	
Key measurements		
Drawing part A:	35 mm.	1.38 In.
Drawing part B:	97 mm.	3.82 In.
Net weight:	0.275kg./pc	0.62 lb
Temp. range:	1°C - 150°C	34°F - 302°F
Product pressure range:	0 - 12 bar(g)	0 -174 psi(g)